









Automation Power Options

Power Options Group 4: Roll Up 28 WireFree™ RTS

Power Sources (required, select one)	Order Code	# of Motors per Power Source
 <p>External Li-ion Battery Pack (Li-ion Plug-in Charger Required)</p>	WF10	1 Motor
 <p>(Li-ion) Plug-in Charger (compatible with Sonesse Ultra 30 Wirefree RTS (Li-ion), Sonesse 40 Wirefree RTS (Li-ion), and Roll Up 28 WireFree™ RTS)</p>	WF11	Recharger
 <p>Solar Recharge Kit: Includes: Solar panel, mounting brackets, battery clips, glass mount adhesive, and the external Li-ion battery pack</p>	SPK	1 Motor
 <p>12V DC Plug-in Transformer (no battery required)</p>	WFT	1 Motor






Power Options Group 5: Sonesse Ultra 30 Wirefree RTS (Li-ion) and Sonesse 40 Wirefree RTS (Li-ion)

Power Sources (required, select one)	Order Code	# of Motors per Power Source
 <p>(Li-ion) Plug-in Charger (compatible with Sonesse Ultra 30 Wirefree RTS (Li-ion), Sonesse 40 Wirefree RTS (Li-ion), and Roll Up 28 WireFree™ RTS)</p>	WF11	Recharger
 <p>Wirefree RTS (Li-ion) Charger Extension Cable, 94.5"</p>	WFE94	N/A











Automation Power Options

Power Options Group 6: Sonesse 30 RTS and Sonesse Ultra 50 DC RTS

Power Sources (required, select one)	Order Code	# of Motors per Power Source	
 <p>24V DC 1.66A Wall Mount Plug-in Transformer 5 ft. cable – (2 Conductor, 20 Gauge)</p>	DCW	1 Motor	
 <p>5 Motor – Power/Control Distribution Enclosure Kit</p>	1 – 5 Motor/Control Distribution Panel 1 – 24V DC 10 Amp Power Supply 1 – 12 in. x 12 in. x 6.25 in. Enclosure	PCD5	5 Motors
 <p>10 Motor – Power/Control Distribution Enclosure Kit</p>	1 – 10 Motor/Control Distribution Panel 1 – 24V DC 20 Amp Power Supply 1 – 18 in. x 18 in. x 6.25 in. Enclosure	PCD10	10 Motors
 <p>15 Motor – Power/Control Distribution Enclosure Kit</p>	1 – 5 Motor/Control Distribution Panel 1 – 10 Motor/Control Distribution Panel 1 – 24V DC 10 Amp Power Supply 1 – 24V DC 20 Amp Power Supply 1 – 18 in. x 18 in. x 6.25 in. Enclosure	PCD15	15 Motors
 <p>20 Motor – Power/Control Distribution Enclosure Kit</p>	2 – 10 Motor/Control Distribution Panel 2 – 24V DC 20 Amp Power Supply 1 – 18 in. x 18 in. x 6.25 in. Enclosure	PCD20	20 Motors


Power Options Group 7: Sonesse 40 RTS


Power Sources (required, select one)	Order Code	# of Motors per Power Source
<p>Note: Use the Special Instructions Section of the order form to specify the Plug-In Cables.</p>  <p>Sonesse 40 RTS Motors come with an attached 1.6ft 3 conductor cable with a female Fast Connector (shown), and a male Fast Connector with 8.4ft of 3 conductor cable for direct AC wiring.</p> <p>For plug-in power instead of wiring, select a NEMA Plug option below.</p>	–	1 Motor
 <p>Fast Connector Extension Cable 3C SJWT with NEMA Plug – 1.4 FT</p>	FC3N1.4	1 Motor
 <p>Fast Connector Extension Cable 3C SJWT with NEMA Plug – 4.4 FT</p>	FC3N4.4	1 Motor
 <p>Fast Connector Extension Cable 3C SJWT with NEMA Plug – 8.4 FT</p>	FC3N8.4	1 Motor
 <p>Fast Connector Extension Cable 3C SJWT with NEMA Plug – 10.4 FT</p>	FC3N10.4	1 Motor
 <p>Fast Connector Extension Cable 3C SJWT with NEMA Plug – 18 FT</p>	FC3N18	1 Motor
 <p>Fast Connector Extension Cable 3C SJWT with NEMA Plug – 24 FT</p>	FC3N24	1 Motor
 <p>Panel Mount (3 Conductor) Female Fast Connector For direct connection to J-Box</p>	FC3PM	N/A




Automation Power Options

Power Options Group 8: Sonesse 50 RTS, Sonesse Ultra 50 RTS, Sonesse 50 RS485 (SDN), Sonesse Ultra 50 RS485 (SDN)

Power Sources (required, select one) Note: Use the Special Instructions Section of the order form to specify the Plug-In Cables.		Order Code	# of Motors per Power Source
	1 1/2' Plug-In Cable	AC1.5	1 Motor
	6' Plug-In Cable	AC6	1 Motor
	10' Plug-In Cable	AC10	1 Motor
	18' Plug-In Cable	AC18	1 Motor
	24' Plug-In Cable	AC24	1 Motor
	10' Motor Cable	AC3B10	1 Motor
	24' Motor Cable	AC3B24	1 Motor
3 Conductor Motor Cable		ACC3	N/A

Additional Option	Order Code	# of Motors per Power Source
 <p>Quick Connect Male and Female End (Recommended)</p>	QDISM	1 Motor

Power Options Group 9: Sonesse 40 WT


Power Sources (required, select one) Note: Use the Special Instructions Section of the order form to specify the Plug-In Cables.		Order Code	# of Motors per Power Source
	8.4' Plug-In Cable	FC4B8.4	1 Motor
	16.4' Plug-In Cable	FC4B16.4	1 Motor
	22.4' Plug-In Cable	FC4B22.4	1 Motor
	Fast Connector Extension Cable 4C SJTW – 4.4 FT	FC4B4.4	1 Motor



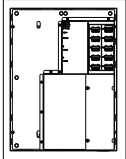
Automation Power Options

Power Options Group 10: Sonesse 50 RA WT, Sonesse 50 WT

Power Sources (optional) Note: Use the Special Instructions Section of the order form to specify the Plug-In Cables.	Order Code	# of Motors per Power Source
10' 4 Conductor Motor Cable	AC4B10	1 Motor
24' 4 Conductor Motor Cable	AC4B24	1 Motor
4 Conductor Motor Cable (per foot)	ACC4	N/A

Additional Option	Order Code	# of Motors per Power Source
 <p>Quick Connect Male and Female End (Recommended)</p>	QDISM	1 Motor

Power Options Group 11: Sonesse 30 RS485 (SDN), Sonesse Ultra 50 DC RS485 (SDN)

Power Sources (required, select one) Note: Use the Special Instructions Section of the order form to specify the Plug-In Cables.	Order Code	# of Motors per Power Source
 <p>SDN Power Panel</p>	SNDPP	10
24V Bus Power Supply (DC)	AMIP5	N/A