

The image shows a sunroom with a series of fixed, light-colored shades mounted on a dark frame. The shades are partially open, allowing natural light to enter. Large windows on the right side of the room offer a view of a grassy area and buildings outside. The interior features a red carpet and a portion of a light-colored sofa is visible on the left.

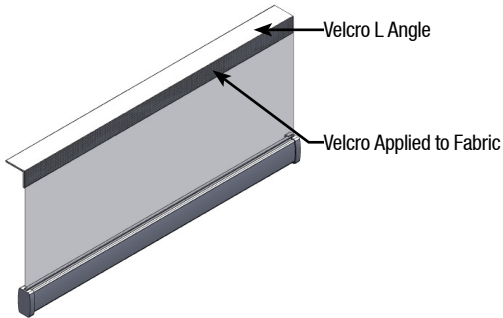
# Fixed Shades



# Fixed Shades

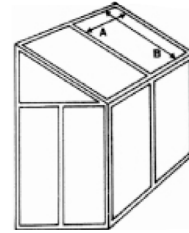
## Features & Benefits

### Option 1: Velcro Angle Ceiling Mount with Bottom Bar



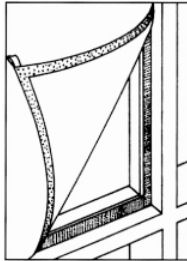
(Order Code: FX-VB)  
This application is for ceiling mount only. Includes velcro angle at the top, sewn velcro at the top of the fabric, and a bottom bar to keep the fabric taut.

### How To Measure



A minimum depth of 1" (2.5cm) is necessary for installation.

### Option 2: Velcro Panel



(Order Code: FX-V)  
These panels are made for special window shapes. Velcro with adhesive backing will be supplied

Measure both width (A) and height (B)

For Velcro Panels (FX-V) give all measurements (without deductions) and a template of actual window dimensions. When measuring arches, please provide the width at the bottom of the arch and at least 3 height measurements, one of which must include the full height of the arch.

### Now you can order Interlude fabric in a fixed shade.

Choose between an open position with one layer of fabric, or a closed position with two layers of fabric.

Price Grids now list Interlude fabrics for this option, price is the same regardless of open or closed selection.

A closed position Interlude Fixed Shade is shown here in the window arch (option 2: Velcro Panel).

