














# FABRIC SPECIFICATIONS

Fabric	Light Penetration / Openness	Price Group	Composition	Fabric Width											
					FR	Green	Anti microbial	Sound Absorption	Reflect	Roller Shade	Panel Track	Roman	Part of Set	* Graphic Shades	Rail road
<b>Sun Screens</b>															
Berber	5%	4	60% PVC, 30% Polyester	108"	•	•				•	•	•			
Bubble	5%	10	30% Polyester 70%PVC	98"		•				•	•	•			
CS 101	1%	3	25% Polyester, 75% PVC	118"	•	•	•			•	•	•		•	•
CS 103	3%	2	25% Polyester, 75% PVC	118"	•	•	•			•	•	•		•	•
CSR 103	3%	10	25% Polyester, 75% PVC	94"	•	•	•		•	•	•	•		•	•
CS 105	5%	2	25% Polyester, 75% PVC	118"	•	•	•			•	•	•		•	•
DX 201	1%	3	25% Polyester, 75% PVC	118"	•	•	•			•	•	•		•	•
DX 203	3%	3	25% Polyester, 75% PVC	118"	•	•	•			•	•	•		•	•
Gabardine	5%	2	70% PVC 30%PES	98"	•	•				•	•	•			
<b>Eco/Sustainable</b>															
Apex Reflect	2-3%	7	100% Polyester	94"	•	•			•	•	•		•		
Apex Reflect	4-5%	7	100% Polyester	94"	•	•			•	•	•		•		
Apex View	2-3%	7	100% PES Trevira CS	120"	•	•				•	•	•	•	•	•
Apex View	4-5%	6	100% PES Trevira CS	94"	•	•				•	•	•	•	•	•
EPT 301AC	1%	6	100% Trevira CS	98"	•	•		•		•	•			•	•
EPT 301AC*	1%	6	100% Trevira CS	118"	•	•		•		•	•			•	•
ELT 303	3%	6	100% Trevira CS	94"	•	•				•	•			•	•
Matrix	2%	7	100% Polyester	92"	•	•			•	•	•	•			•
Matrix	5%	7	100% Polyester	92"	•	•			•	•	•	•			•
Summit Privacy	1%	7	100% PES Trevira CS	94"	•	•		•		•	•				
Summit Reflect	1%	8	100% PES Trevira CS	94"	•	•		•	•	•	•				
<b>Transparent</b>															
Bali	Transparent	2	100% PES	82"		•				•	•	•			
Boardwalk	Transparent	2	100% PES	118"		•				•	•	•			
Linen	Transparent	1	100% PES	118"		•				•	•	•			
Paper	Transparent	9	78% Paper 22% Polyester	79"		•				•	•	•			
Reed	Transparent	4	100% Polyester	108"		•				•	•	•	•		
Water Colour	Transparent	3	50% PES 50% Viscose	118"		•				•	•	•			
Wave	Transparent	7	100% Polyester	90"		•				•	•	•			
<b>Translucent</b>															
Earth2	Translucent	4	100% Polyester	108"		•				•	•	•			
Flicker Translucent	Translucent	4	100% Polyester	94"		•				•	•	•	•		
Lattice Translucent	Translucent	3	100% Polyester	108"		•				•	•	•	•		
York Solid	Translucent	2	100% PES	110"	•	•				•	•				
<b>Privacy</b>															
Basket Privacy	Privacy	7	100% Polyester	118"		•				•	•		•		
Bling	Privacy	4	100% Polyester	82"		•				•	•				
Cottonwood	Privacy	1	100% Polyester	118"		•				•	•				•
Denim Privacy	Privacy	3	100% Polyester	118"		•				•	•		•		
Glow	Privacy	3	100% Polyester	78"		•				•	•				•
Lavish	Privacy	4	100% Polyester	78"		•				•	•				
Matisse	Privacy	3	100% Polyester	79"		•				•	•				
Merino	Privacy	2	100% Polyester	82"		•				•	•	•			
Mist	Privacy	5	100% Polyester	108"		•				•	•	•	•		
Petals	Privacy	2	100% PES	82"		•				•	•				
Rococo	Privacy	6	100% Polyester	78"		•				•	•	•			
Satin Privacy	Privacy	2	100% PES	110"	•	•				•	•	•	•		
Wool Privacy	Privacy	2	100% Polyester	94"		•				•	•		•		



# FABRIC SPECIFICATIONS

Fabric	Light Penetration / Opennes	Price Group	Composition	Fabric Width	 FR	 Green	 Anti microbial	 Sound Absorption	 Reflect	 Roller Shade	 Panel Track	 Roman	 Part of Set	 * Graphic Shades	 Rail road
<b>Opaque Fabrics</b>															
Apex Opaque	Opaque	10	100% PES Trevira CS	94"	•	•				•	•	•	•		•
Basket Opaque	Opaque	10	100% Polyester	116"		•				•	•		•		•
Denim Opaque	Opaque	6	100% Polyester	118"		•				•	•	•	•		•
EZ 900	Opaque	3	100% Polyester	118"	•	•				•	•			•	•
Flicker Opaque	Opaque	8	100% Polyester	94"		•				•	•	•	•		
Lattice Opaque	Opaque	5	100% Polyester	108"		•				•	•	•	•		
Satin Opaque	Opaque	6	100% PES	110"						•	•	•	•		
Splendor	Opaque	7	100% PES	110"		•				•	•	•			
Trilogy	Opaque	9	100% Polyester	79"		•				•	•	•			
Vinyl 4 Ply	Opaque	1	3ply PVC, 1ply fiberglass	72"	•	•	•			•	•			•	•
Vinyl 4 Ply Wide	Opaque	4	3ply PVC, 1ply fiberglass	98"	•	•				•	•			•	•
Vinyl 4 Ply Wide	Opaque	4	3ply PVC, 1ply fiberglass	120"	•	•				•	•			•	•
Wool Opaque	Opaque	5	100% Polyester	94"		•				•	•	•	•		

## COLOUR LIMITATIONS

### EPT-301AC

118 inch widths available only in Arctic, Beach, Quarry, and Savanna.  
All other colours available in 94".


## WIDE SHADES

Shades wider than the maximum width of the fabric can only be fabricated with railroading and/or seaming the fabric. Limitations in this regard are outlined on the specific price pages. Please note that railroading some fabrics will change their appearance greatly.

## DYE LOTS

Colours of dye lots may vary within commercial tolerances. Colours of fabrics may vary from samples. We cannot guarantee exact dye lots as sampled. THIS APPLIES TO ALL PRODUCT LINES. Matching dye lots may cause delay in delivery. We cannot guarantee dye lots on subsequent or different orders.

## \* GRAPHIC SHADES

Not all colours in the fabric category are appropriate for printing, see fabric catalogue for recommendations as identified by the  icon on the label.

## CLEANING INSTRUCTIONS

### Sun Screen Interior Sun Control Fabrics:

Use a mild detergent, brush and rinse.

### Cleaning Instructions for ELT and EPT Fabrics:

Dust or surface dirt - Clean with a clothing brush or carefully vacuum.

Mild stains - wipe with a damp cloth.

Tough stains - a mild soapy water can be used, then left to dry. Do not use spot cleaners or solvents.

Creases can be steamed out or laid flat on a cloth and gently ironed at the lowest setting.

### Cleaning Instructions for Decorative Fabrics:

Can be lightly vacuumed or gently wiped with a damp cloth. Do not soak, scrub or use any other solvents.

### Cleaning Instructions for Vinyl:

Material can be washed on both sides using warm water and a mild 5% detergent solution.

- If using soap/detergent, test on inconspicuous area first.
- Roll shade to fully down position to dry.

### Cleaning Instructions for Reflective Fabrics:

DO NOT clean the metalized side of the fabric. The metalized backing is more sensitive to showing marks from contact with sweat and alkaline cleaning products. When handling the fabric, it is best to do so with white cotton gloves or other gloves if cotton is not available.

If the front of the fabric becomes dirty, you can spot clean it with a damp cloth using only mild soap and water. Note that any liquid that gets through to the back may leave a mark on the metalized side.

When cleaning the window behind the shade, ensure that the shade is fully retracted and only spray window cleaners lower down on the window or onto a cleaning cloth to avoid spray getting onto the fabric. Commercial window cleaners are known to cause marks on the reflective backing if the spray comes into contact with the fabric.



# FABRIC SPECIFICATIONS

Fabric	Light Penetration / Openness	Price Group	Composition	Fabric Width	 Fire Resistant	 Green	 Vane Size
<b>Illusions</b>							
Natural	Opaque	Illusions 1	100% Polyester	110"			2"
Elegance	Translucent	Illusions 1	100% Polyester	110"			3"
Limestone	Translucent	Illusions 1	100% Polyester	110"			2"
<b>Interlude</b>							
Android	Transparent / Translucent	Interlude 2	100% Polyester	110"	•	•	3"
Bespoke	Transparent / Privacy	Interlude 3	100% Polyester	110"			5"
Cobblestone	Transparent / Privacy	Interlude 2	100% Polyester	110"			3"
Gossamer	Transparent / Privacy	Interlude 1	100% Polyester	110"		•	3"
Luxor	Transparent / Translucent	Interlude 2	100% Polyester	110"			5"
Midnight	Transparent / Opaque	Interlude 4	100% Polyester	110"		•	3"
Modest	Transparent / Privacy	2	100% Polyester	110"			3"
Precious Metal	Transparent / Translucent	3	100% Polyester	110"			3"
Republic	Transparent / Opaque	2	100% Polyester	110"			5"
Safari	Transparent / Privacy	3	100% Polyester	110"	•	•	3"
Timber	Transparent / Privacy	4	100% Polyester	110"	•	•	3"
Vintage	Transparent / Translucent	2	100% Polyester	110"			3"
York	Transparent / Translucent	2	100% Polyester	110"	•	•	3"

## DYE LOTS

Colours of dye lots may vary within commercial tolerances. Colours of fabrics may vary from samples. We cannot guarantee exact dye lots as sampled. THIS APPLIES TO ALL PRODUCT LINES. Matching dye lots may cause delay in delivery. We cannot guarantee dye lots on subsequent or different orders.

## CLEANING INSTRUCTIONS

Dust or surface dirt - Clean with a clothing brush.  
 Mild stains - wipe with a damp cloth.  
 Creases can be steamed out or laid flat on a cloth and gently ironed at the lowest setting.