



Automation



Sun Glow's line of quiet, intelligent, and powerful automation solutions.



STEALTH
AUTOMATION



About Stealth

Quiet

Stealth Automation motors employ cutting edge design and rubberized components to stop vibrations and noise.



Intelligent

Built in Zigbee 3.0 communication, and additional support for WiFi via the Stealth Bridge make connections easy.

Powerful

Robust



Capable Motors




The range of Stealth Automation motors feature diverse power, control, and interaction options that suit a wide scope of applications.

Stealth Wand

Stealth Rechargeable





Stealth Flex



Torque:	1.1Nm	2Nm	2Nm
Speed:	20/25/30 RPM	20/24/28 RPM	20/24/28 RPM
Noise:	≤ 32 dBA ISO3745	≤ 30 dBA ISO3745	≤ 32 dBA ISO3745
Minimum Shade Width:	 22" (55.8cm)	 26 3/16" (66.5cm)	 17 3/16" (43.6cm)
Control:	built-in Stealth wand (available in 3 lengths 24" / 36" / 59")	<ul style="list-style-type: none"> • any Stealth remote • Stealth Bridge • Zigbee 3.0 protocol 	<ul style="list-style-type: none"> • any Stealth remote • Stealth Bridge • Zigbee 3.0 protocol
Power:	built-in rechargeable battery with USB C connection	built-in rechargeable battery with USB C connection and optional solar panel	direct DC power or external rechargeable battery with optional solar panel



Intuitive Controls

	Stealth 1 Channel Remote	Stealth 16 Channel Remote	Stealth 16 Channel Pad	Stealth Wand
				
Compatible Motor:	Stealth Rechargeable Stealth Flex	Stealth Rechargeable Stealth Flex	Stealth Rechargeable Stealth Flex	Stealth Wand
Control Group:	1 channel	16 channels and 6 custom groups	16 channels and 6 custom groups	1 shade
Distance:	Indoor: 98 ft. / 30m - Outdoor: 656 ft. / 200m			Attached
Display:	None	LCD screen	LCD screen	None
Battery:	CR2450*3V*1	CR2450*3V*1	CR2430*3V*2	None



The Stealth Bridge combined with the Smart Life app enables WiFi based control via the Smart Life app for intuitive smart home control.





Built-In Connectivity

The Stealth Bridge helps motors connect to WiFi based systems, but the Stealth Rechargeable and Stealth Flex motors feature built in Zigbee 3.0 communication, making them ideal for environments with cutting edge integration.



ZigBee® 3.0
Better Together

Zigbee 3.0 is the leading communication protocol for smart home communication.

It is a leading global standard to address the unique needs of low-cost, low-power, meshed wireless networks that powers the “Internet of Things”.

Need help?

The Sun Glow website, technical experts, and customer service team are always here to help

mysunglow.com / (416) 266-3501

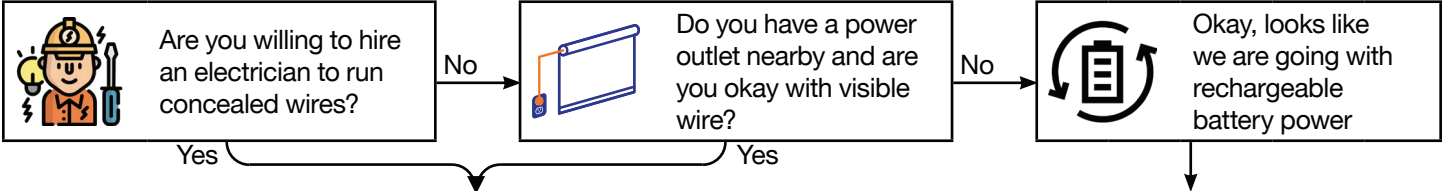


Automate Your Roller Shades

For shades 17 3/16" and wider

Start here

For integration into building management systems and commercial networks, please contact the Sun Glow customer service team.



Select a motor				
Motor Type	Order Code	Min. Shade Width		
Low Voltage (DC) 12-24V				
• Stealth Flex (2Nm)	STF	17 3/16"	✓	Direct wiring not available
Roll Up 28 WireFree RTS (1.1Nm)	R28RTS	19"	✓	Direct wiring not available
Sonesse 30 RTS (2Nm)	S30RTS	21"	✓	LVT wire 18AWG run from each motor to central location e.g. closet, to connect to a transformer and plug into outlet (1 outlet, 1 transformer for each motor) or power control distribution kit (5-20 motor)
Sonesse Ultra 50 DC RTS 4Nm	SU504DCRTS	37"	✓	
Line Voltage (AC) 110-120V				
Sonesse 40 RTS (4Nm)	S404RTS	27"	✓	Wire runs from the motor to electrical breaker box. New fast connector pre-attached.
Sonesse 40 RTS (6Nm)	S406RTS	27"	✓	
Sonesse 40 RTS (9Nm)	S409RTS	27"	✓	
Sonesse 50 RTS (6Nm) Star	SSH506RTS	36"	✓	Wire runs from the motor to electrical breaker box. Use quick connects to easily connect live wire to motor.
Sonesse 50 RTS (6Nm) Round	SRH506RTS	36"	✓	
Sonesse 50 RTS (10Nm) Star	SSH510RTS	36"	✓	
Sonesse 50 RTS (10Nm) Round	SRH510RTS	36"	✓	
Sonesse Ultra 50 RTS (6Nm) Star	SUSH506RTS	39"	✓	
Sonesse Ultra 50 RTS (6Nm) Round	SURH506RTS	39"	✓	

Select a motor		
Motor Type	Order Code	Min. Shade Width
Plug-In Rechargeable		
• Stealth Rechargeable (2Nm)	STR	26 3/16"
• Stealth Wand (1.1Nm)	STW	22"
Sonesse 30 Wirefree RTS (Li-ion) (2Nm)	S30WFRTS	27"
Sonesse Ultra 30 Wirefree RTS (Li-ion) (2Nm)	SU30WFRTS	29"
Sonesse 40 Wirefree RTS (Li-ion) (3Nm)	S40WFRTS	30"
External Battery Pack		
• Stealth Flex (2Nm) with external Li-ion battery pack	STF	17 3/16"
Roll Up 28 WireFree RTS (1.1Nm) with external Li-ion battery pack	R28 RTS	19"

Select a control

<p>Stealth Automation items marked with •</p>	<p>Stealth 1 Channel Remote (S1R)</p>	<p>Stealth 16 Channel Remote (S16R)</p>	<p>Stealth 16 Channel Pad (S16P)</p>	<p>Stealth Bridge (STB)</p> <p>works with alexa, Hey Google, IFTTT</p>
		<p>Situ RTS Remote Pure 5 Channel (SRP5)</p>	<p>Decoflex 5 Channel RTS Wall Switch (D5W)</p>	<p>Smooove 1 RTS Wall Switch (S1W 1 channel) (S4W 4 channel)</p>



Automation Stealth Motors

	Stealth Wand  STEALTH AUTOMATION	Stealth Rechargeable  STEALTH AUTOMATION		Stealth Flex  STEALTH AUTOMATION
Order Code	STW	STR11	STR20	STF
Speeds (RPM)	20/25/30	20/25/30	20/24/28	20/24/28
Torque	1.1Nm	1.1Nm	2Nm	2Nm
Noise Level	≤ 32 dBA ISO3745	≤ 32 dBA ISO3745	≤ 30 dBA ISO3745	≤ 32 dBA ISO3745
Minimum Width	22"	21 15/16"	26 3/16"	17 3/16"
Power Type	5V DC	5V DC	5V DC	12V DC
Roller Shades	✓	✓	✓	✓
Interlude	✓	✓	✓	✓
Illusions	✓	✓	✓	✓
Control Options	Choose from Stealth Wand Control Options	Choose from Stealth Remote Control Options	Choose from Stealth Remote Control Options	Choose from Stealth Remote Control Options
Included	–	4.5" antenna 4.5" power cable (USB C)	4.5" antenna 4.5" power cable (USB C)	4.5" antenna 7" power cable
Power Options	Stealth Wand Group 1	Stealth Rechargeable Group 2	Stealth Rechargeable Group 2	Stealth Flex Group 3



Automation Somfy Motors

	Roll Up 28 WireFree™ RTS somfy.	Sonesse Ultra 30 Wirefree RTS (Li-ion) somfy.	Sonesse Ultra 30 Wirefree Zigbee (Li-ion) somfy.	Sonesse 30 RTS somfy.	Sonesse 30 Zigbee somfy.
Order Code	R28RTS	SU30WFRTS	SU30WFZB	S30RTS	S30ZB
Torque	1.1Nm	2Nm	2Nm	2Nm	2Nm
Noise Level	48–56 dBA ISO3741	≤ 38 dBA ISO3741	≤ 38 dBA ISO3741	44 dBA ISO3741	44 dBA ISO3741
Minimum Width	19"	29"	29"	22"	22"
Power Type	12V DC	12V DC	12V DC	24V DC	24V DC
Roller Shades	✓	✓	✓	✓	✓
Interlude	✓	✓	✓	✓	✓
Illusions	✓	✓	✓	✓	✓
				✓	✓
Control Options	Choose from RTS Control Options	Choose from RTS Control Options	Choose from Zigbee Control Options	Choose from RTS Control Options	Choose from Zigbee Control Options
Included	Antenna and 10" power cable with attached plug	Antenna and 7.5" power cable with attached plug	Antenna and 7.5" power cable with attached plug	Antenna and 9.8" power cable with attached Quick Connect	Antenna and 9.8" power cable with attached Quick Connect
Power Options	Battery DC Plug In Group 4	Battery Group 5	Battery Group 5	DC Plug In DC Power Panel Group 6	DC Plug In DC Power Panel Group 6



Automation Somfy Motors

	Sonesse 30 RS485 (SDN) somfy.	Sonesse 40 Wirefree RTS (Li-ion) somfy.	Sonesse 40 RTS somfy.	Sonesse 40 WT (non-RTS) somfy.	Sonesse Ultra 50 DC (RTS) somfy.	Sonesse 50 RTS somfy.	
Order Code	S30485	S40RTSL	S404RTS S406RTS S409RTS	S404WT S406WT S409WT	Square Head SU504DCRTS	Star Head SSH506RTS	Star Head SSH510RTS
Torque	2Nm	3Nm	4Nm 6Nm 9Nm	4Nm 6Nm 9Nm	4Nm	6Nm	10Nm
Noise Level	44 dBA	44 dBA	42 dBA 44 dBA 40 dBA	42 dBA 44 dBA 40 dBA	≤ 38 dBA	≤ 45 dBA	≤ 47 dBA
Minimum Width	23"	30"	27"	27"	37"	36"	36"
Power Type	24V DC	12V DC	120V AC / 60Hz	120V AC / 60Hz	24V DC	120V AC / 60Hz	120V AC / 60Hz
Roller Shades	✓	✓	✓	✓	✓	✓	✓
Interlude	✓	✓	✓	✓			
Illusions	✓	✓					
					✓		
	✓	✓	✓	✓		✓	✓
Control Options	Choose from SDN Control Options	Choose from RTS Control Options	Choose from RTS Control Options	Choose from Hardwired Control Options	Choose from RTS Control Options	Choose from RTS Control Options	Choose from RTS Control Options
Included	9.8" power and data cable with attached Quick Connect	Antenna and 7.5" power cable with attached plug	Fast Connector with 8.4' bare wire	Fast Connector with 8.4' bare wire	Antenna and 10" power cable with attached Quick Connect	9.8' bare wire	9.8' bare wire
Power Options	DC Plug In RS485 Power Panel Group 11	Battery Group 7	AC Plug In Group 7	AC Plug In Group 9	DC Plug In DC Power Panel Group 6	AC Plug In Group 8	AC Plug In Group 8





Automation Somfy Motors

	Sonesse Ultra 50 DC RS485 (SDN) 	Sonesse Ultra 50 RTS 	Sonesse 50 WT (non RTS) 		Sonesse Ultra 50 RA-WT 	Sonesse 50 RS485 (SDN) 	Sonesse Ultra 50 RS485 (SDN)
Order Code	Square Head SU504DC485	Star Head SUSH506RTS Round Head SURH506RTS	Star Head SSH506WT Round Head SRH506WT	Star Head SSH510WT Round Head SRH510WT	Star Head SUSH506WT Round Head SURH506WT	Star Head – 6Nm SSH506485 Star Head – 10Nm SSH510485	Star Head SUSH506485
Torque	4Nm	6Nm	6Nm	10Nm	6Nm	6Nm 10Nm	6Nm
Noise Level	≤ 38 dBA	≤ 38 dBA	≤ 45 dBA	≤ 47 dBA	≤ 38 dBA	≤ 45 dBA ≤ 47 dBA	≤ 38 dBA
Minimum Width	37"	39"	32"	36"	39"	32" 33"	39"
Power Type	24V DC	120V AC / 60Hz	120V AC / 60Hz	120V AC / 60Hz	120V AC / 60Hz	120V AC / 60Hz	120V AC / 60Hz
Roller Shades	✓	✓	✓	✓	✓	✓	✓
Interlude							
Illusions							
	✓						
		✓	✓	✓	✓	✓	✓
Control Options	Choose from SDN Control Options	Choose from RTS Control Options	Choose from Hardwired Control Options	Choose from Hardwired Control Options	Choose from Hardwired Control Options	Choose from SDN Control Options	Choose from SDN Control Options
Included	10" data and power cable with attached Quick Connect	9.8' bare wire	9.8' bare wire	9.8' bare wire	9.8' bare wire	9.8' bare wire, data cable sold separately	9.8' bare wire, data cable sold separately
Power Options	DC Plug In RS485 Power Panel Group 11	AC Plug In Group 8	AC Plug In Group 10	AC Plug In Group 10	AC Plug In Group 10	AC Plug In Group 8	AC Plug In Group 8





Automation Power Options

Power Options Group 1: Stealth Wand Motor

Power Sources (required, select one)	Order Code	# of Motors per Power Source	
	24" Stealth Wand Controller	SW24	1
	36" Stealth Wand Controller	SW35	1
	59" Stealth Wand Controller	SW59	1
	5V USB type C Cable and USB Wall Plug Recharger (output 5V 2A) 9.8ft, White	USBC	Recharger



Power Options Group 2: Stealth Rechargeable Motor

Power Sources (required, select one)	Order Code	# of Motors per Power Source	
	5V USB type C Cable and USB Wall Plug Recharger (output 5V 2A) 9.8ft, White	USBC	Recharger
	Stealth USB C Solar Panel Battery Recharger 6.4V/4.2W 12 in. USB C Cord Length, White	SSPC	1 Motor






Automation Power Options

Power Options Group 3: Stealth Flex Motors: Direct Power

Power Sources (required, select one)		Order Code	# of Motors per Power Source
	12V/3A Wall Plug Power Adapter	SFPA	1 Motor
	5 Motor Power Kit 1 x 5 Motor/Control Distribution Panel 1 x 12V DC 8.5 Amp Power Supply 1 x 10 in. x 10 in. x 4.25 in. Enclosure 1 x 6 ft. 110V cable	SGP5	5 Motors
	10 Motor Power Kit 1 x 10 Motor/Control Distribution Panel 1 x 12V DC 12.5 Amp Power Supply 1 x 10 in. x 10 in. x 4.25 in. Enclosure 1 x 6 ft. 110V cable	SGP10	10 Motors
	15 Motor Power Kit 1 x 10 Motor/Control Distribution Panel 1 x 5 Motor/Control Distribution Panel 1 x 12V DC 8.5 Amp Power Supply 1 x 10 in. x 10 in. x 4.25 in. Enclosure 1 x 6 ft. 110V cable	SGP15	15 Motors
	20 Motor Power Kit 2 x 10 Motor/Control Distribution Panel 1 x 12V DC 12.5 Amp Power Supply 1 x 10 in. x 10 in. x 4.25 in. Enclosure 1 x 6 ft. 110V cable	SGP20	20 Motors





Stealth Flex Motors: Battery Power

Power Sources (required, select one)		Order Code	# of Motors per Power Source
	External 12V Battery Pack	SFEB	1 Motor
	5V USB type C Cable and USB Wall Plug Recharger (output 5V 2A) 9.8ft, White	USBC	Recharger
	Stealth USB C Solar Panel Battery Recharger 6.4V/4.2W 12 in. USB C Cord Length, White	SSPC	1 Motor





Automation Power Options

Power Options Group 4: Roll Up 28 WireFree™ RTS

Power Sources (required, select one)	Order Code	# of Motors per Power Source
 <p>External Li-ion Battery Pack (Li-ion Plug-in Charger Required)</p>	WF10	1 Motor
 <p>(Li-ion) Plug-in Charger (compatible with Sonesse Ultra 30 Wirefree RTS (Li-ion), Sonesse 40 Wirefree RTS (Li-ion), and Roll Up 28 WireFree™ RTS)</p>	WF11	Recharger
 <p>Solar Recharge Kit: Includes: Solar panel, mounting brackets, battery clips, glass mount adhesive, and the external Li-ion battery pack</p>	SPK	1 Motor
 <p>12V DC Plug-in Transformer (no battery required)</p>	WFT	1 Motor






Power Options Group 5: Sonesse Ultra 30 Wirefree RTS (Li-ion) and Sonesse 40 Wirefree RTS (Li-ion)

Power Sources (required, select one)	Order Code	# of Motors per Power Source
 <p>(Li-ion) Plug-in Charger (compatible with Sonesse Ultra 30 Wirefree RTS (Li-ion), Sonesse 40 Wirefree RTS (Li-ion), and Roll Up 28 WireFree™ RTS)</p>	WF11	Recharger
 <p>Wirefree RTS (Li-ion) Charger Extension Cable, 94.5"</p>	WFE94	N/A






Automation Power Options

Power Options Group 6: Sonesse 30 RTS and Sonesse Ultra 50 DC RTS

Power Sources (required, select one)	Order Code	# of Motors per Power Source	
 <p>24V DC 1.66A Wall Mount Plug-in Transformer 5 ft. cable – (2 Conductor, 20 Gauge)</p>	DCW	1 Motor	
 <p>5 Motor – Power/Control Distribution Enclosure Kit</p>	1 – 5 Motor/Control Distribution Panel 1 – 24V DC 10 Amp Power Supply 1 – 12 in. x 12 in. x 6.25 in. Enclosure	PCD5	5 Motors
 <p>10 Motor – Power/Control Distribution Enclosure Kit</p>	1 – 10 Motor/Control Distribution Panel 1 – 24V DC 20 Amp Power Supply 1 – 18 in. x 18 in. x 6.25 in. Enclosure	PCD10	10 Motors
 <p>15 Motor – Power/Control Distribution Enclosure Kit</p>	1 – 5 Motor/Control Distribution Panel 1 – 10 Motor/Control Distribution Panel 1 – 24V DC 10 Amp Power Supply 1 – 24V DC 20 Amp Power Supply 1 – 18 in. x 18 in. x 6.25 in. Enclosure	PCD15	15 Motors
 <p>20 Motor – Power/Control Distribution Enclosure Kit</p>	2 – 10 Motor/Control Distribution Panel 2 – 24V DC 20 Amp Power Supply 1 – 18 in. x 18 in. x 6.25 in. Enclosure	PCD20	20 Motors


Power Options Group 7: Sonesse 40 RTS


Power Sources (required, select one)	Order Code	# of Motors per Power Source
<p>Note: Use the Special Instructions Section of the order form to specify the Plug-In Cables.</p>  <p>Sonesse 40 RTS Motors come with an attached 1.6ft 3 conductor cable with a female Fast Connector (shown), and a male Fast Connector with 8.4ft of 3 conductor cable for direct AC wiring.</p> <p>For plug-in power instead of wiring, select a NEMA Plug option below.</p>	–	1 Motor
 <p>Fast Connector Extension Cable 3C SJWT with NEMA Plug – 1.4 FT</p>	FC3N1.4	1 Motor
<p>Fast Connector Extension Cable 3C SJWT with NEMA Plug – 4.4 FT</p>	FC3N4.4	1 Motor
<p>Fast Connector Extension Cable 3C SJWT with NEMA Plug – 8.4 FT</p>	FC3N8.4	1 Motor
<p>Fast Connector Extension Cable 3C SJWT with NEMA Plug – 10.4 FT</p>	FC3N10.4	1 Motor
<p>Fast Connector Extension Cable 3C SJWT with NEMA Plug – 18 FT</p>	FC3N18	1 Motor
<p>Fast Connector Extension Cable 3C SJWT with NEMA Plug – 24 FT</p>	FC3N24	1 Motor
 <p>Panel Mount (3 Conductor) Female Fast Connector For direct connection to J-Box</p>	FC3PM	N/A




Automation Power Options

Power Options Group 8: Sonesse 50 RTS, Sonesse Ultra 50 RTS, Sonesse 50 RS485 (SDN), Sonesse Ultra 50 RS485 (SDN)

Power Sources (required, select one) Note: Use the Special Instructions Section of the order form to specify the Plug-In Cables.		Order Code	# of Motors per Power Source
	1 1/2' Plug-In Cable	AC1.5	1 Motor
	6' Plug-In Cable	AC6	1 Motor
	10' Plug-In Cable	AC10	1 Motor
	18' Plug-In Cable	AC18	1 Motor
	24' Plug-In Cable	AC24	1 Motor
	10' Motor Cable	AC3B10	1 Motor
	24' Motor Cable	AC3B24	1 Motor
3 Conductor Motor Cable		ACC3	N/A

Additional Option	Order Code	# of Motors per Power Source
 <p>Quick Connect Male and Female End (Recommended)</p>	QDISM	1 Motor

Power Options Group 9: Sonesse 40 WT


Power Sources (required, select one) Note: Use the Special Instructions Section of the order form to specify the Plug-In Cables.		Order Code	# of Motors per Power Source
	8.4' Plug-In Cable	FC4B8.4	1 Motor
	16.4' Plug-In Cable	FC4B16.4	1 Motor
	22.4' Plug-In Cable	FC4B22.4	1 Motor
	Fast Connector Extension Cable 4C SJTW – 4.4 FT	FC4B4.4	1 Motor



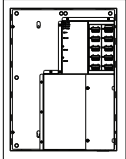
Automation Power Options

Power Options Group 10: Sonesse 50 RA WT, Sonesse 50 WT

Power Sources (optional) Note: Use the Special Instructions Section of the order form to specify the Plug-In Cables.	Order Code	# of Motors per Power Source
10' 4 Conductor Motor Cable	AC4B10	1 Motor
24' 4 Conductor Motor Cable	AC4B24	1 Motor
4 Conductor Motor Cable (per foot)	ACC4	N/A

Additional Option	Order Code	# of Motors per Power Source
 <p>Quick Connect Male and Female End (Recommended)</p>	QDISM	1 Motor

Power Options Group 11: Sonesse 30 RS485 (SDN), Sonesse Ultra 50 DC RS485 (SDN)

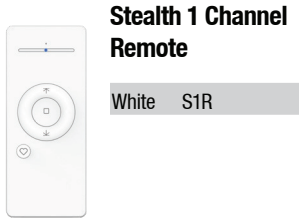
Power Sources (required, select one) Note: Use the Special Instructions Section of the order form to specify the Plug-In Cables.	Order Code	# of Motors per Power Source
 <p>SDN Power Panel</p>	SNDPP	10
24V Bus Power Supply (DC)	AMIP5	N/A



Automation - Stealth

Stealth Control Options

Stealth Automation Remotes



Stealth Smart Home Bridge



Stealth Bridge

Stealth Zigbee to Wifi Control Bridge

Order Code: SBRI

- App interface that allows you to customize each shade being controlled.
- iOS and Android compatible.
- Wireless network connection (2.4Ghz, 5Ghz, 802.11b/n/g only), no need to plug in to a router.

The Stealth Bridge is compatible with the following smart home platforms





Automation - Somfy

RTS Control and Sensor Options

Somfy RTS Remotes



**Situlo RTS Remote
Pure 1 Channel**

White SRP1



**Situlo RTS Remote
Pure 5 Channel**

White SRP5



**Situlo 5 Variation
RTS Remote**

White SRV5



**Decoflex 1 Channel
RTS Wall Switch**

1 Chan. D1W



**Decoflex 5 Channel
RTS Wall Switch**

5 Chan. D5W



**Smoove 1/4 RTS
Wall Switch**

White S1W

White S4W



**Telis 1 Chronis
RTS**

Pure T1CP



Telis 16 Channel
Works with SmartThings

Pure T16P



**Thermo Sunis RTS
Sun Sensor**

White TSUS

RTS Smart Hubs: TaHoma



TaHoma

TaHoma RTS Smartphone and Tablet Interface Order Code: TRTSI

- App interface that allows you to customize each shade being controlled.
- iOS and Android compatible.
- Wireless network connection (2.4Ghz, 5Ghz, 802.11b/n/g only), no need to plug in to a router.

TaHoma is compatible with the following smart home platforms



TaHoma Ethernet Adapter

Ethernet Adapter for TaHoma Order Code: EAT

- The TaHoma® Ethernet Adaptor adds an Ethernet LAN port to TaHoma, providing fast and stable internet connection.



Automation - Somfy

Zigbee Control and Sensor Options

Somfy Zigbee Remotes



**Ysia 1 Channel
Zigbee Remote**

White YZR1



**Ysia 5 Channel
Zigbee Remote**

White YZR5

Somfy Zigbee Smart Hub



TaHoma Switch (Zigbee & RTS Controller)

TaHoma RTS Smartphone and Tablet Interface Order Code: TZSH

The TaHoma® switch brings connectivity and advanced control to Somfy-powered shades. This hub can control up to 50 Somfy Zigbee products and 40 channels of Radio Technology Somfy® (RTS) motorized products. The TaHoma® app enables users to setup and configure their products, and access their smart shading from anywhere.

- iOS and Android compatible.
- Wireless network connection (2.4Ghz, 5Ghz, 802.11b/n/g only), no need to plug in to a router. Ethernet adapter optional.
- Supports Zigbee 3.0



**TaHoma Switch
Ethernet Adapter**

White TSEA



**Smart Plug – Zigbee
(Repeater)**

White SPZR



Automation - Somfy

Control and Sensor Options

RTS Interfaces and Repeaters



Z-Wave to RTS Interface

Beige ZRI



Universal RTS 16 Channel Interface

Beige URI



RTS Repeater

White RTSR

Hardwired Control Options



Momentary Paddle Switch with Plate

1 motor PS1



Maintained Double Pole, Double Throw Paddle Switch

2 motor PS2

(IGC) 4N1 - 3 pre-set positions per motor (SDN 2.0 – RS485 Compatible)



DecoFlex Dry Contact Keypad (3 intermediate positions)

white IGC6W



IGC RTS Receiver
Missing info for 1811492

3 motors IGCR



Individual-Group Control (IGC/4N1)

4 motors IGC4



Automation - Somfy

Control and Sensor Options



Intelligent Automation

The following section provides a basic overview of Sun Glow's new intelligent automated shading systems. Selecting, configuring, and applying these systems requires knowledge that is above and beyond the skills required for implementing RTS and dry contact controlled systems.

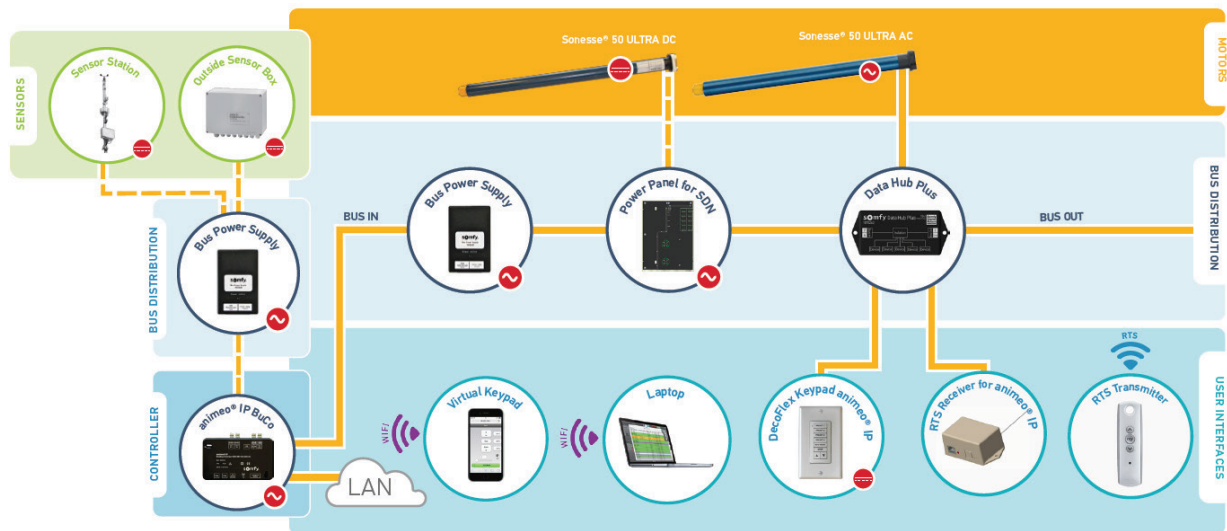
The Somfy Digital Network (SDN 2.0) is the latest generation of bus-line enabled Intelligent Tubular Motors and Smart Switch Controls. The SDN components are integrated into a cost effective system designed to operate a wide range of end products over a standard RS-485 network compatible with the latest home automation systems.

Please contact the Sun Glow technical department for assistance when utilizing the following systems.

Contact Us

To ensure better service, Sun Glow has implemented the following centralized e-mail address that is monitored regularly by the Sun Glow team.

Technical inquiries: support@mysunglow.com





Automation - Somfy

SDN Control Options and Tools

Smart Switch Controllers (Programmable)



**6 Button –
DecoFlex Digital
Keypad**

White ID6W



**8 Button –
DecoFlex Digital
Keypad**

White ID8W



**RTS Receiver for
Stand-alone SDN**


White SMC7

Data Transfer Hubs and Connectors (RJ45 Connection Type)



**SDN Mini Data Hub
(3 Device Ports)**

Black MH3



**Data Hub (5 Device
Ports)**

White DH5



**SDN Room
Controller Hub (4
Motor Ports and 1
Device Port)**

Bone RH4



Data Panel

Black SDNDP



**ZbDMI —
ZigBee™ to Digital
Motor Interface**

White SMC1



**ZDMI – Z-Wave®
to Digital Motor
Interface**

White SMC5



**Somfy Connect™
UAI Plus**

White UAI



**Somfy Connect™
LTI**

Grey LTI



**Somfy Connect™
BMS Interface**

Black BMS

Limit Setting Tools (Required to Program SDN-RS485 Motors)



**Low Voltage
RS485 Motor
Limit Setting Cable**

White 485LVC



**RS485 Limit
Setting Tool
(Handheld)**

Yellow 485ST



**USB to RS485
Adapter Kit
(PC Connection)**

Black 485USB