





# Motorization & Automation

## Power Option Groups

	Sonesse 30 RS485 (SDN) <b>somfy.</b>	Sonesse 40 Wirefree RTS (Li-ion) <b>somfy.</b>	Sonesse 40 RTS <b>somfy.</b>	Sonesse 40 WT (non-RTS) <b>somfy.</b>	Sonesse Ultra 50 DC (RTS) <b>somfy.</b>	Sonesse 50 RTS <b>somfy.</b>	
<b>Order Code</b>	<b>S30485</b>	<b>S40RTSL</b>	<b>S404RTS S406RTS S409RTS</b>	<b>S404WT S406WT S409WT</b>	<b>Square Head SU504DCRTS</b>	<b>Star Head SSH506RTS</b>	<b>Star Head SSH510RTS</b>
						<b>Round Head SRH506RTS</b>	<b>Round Head SRH510RTS</b>
<b>Torque</b>	<b>2Nm</b>	<b>3Nm</b>	<b>4Nm 6Nm 9Nm</b>	<b>4Nm 6Nm 9Nm</b>	<b>4Nm</b>	<b>6Nm</b>	<b>10Nm</b>
<b>Noise Level</b>	<b>44 dBA</b>	<b>44 dBA</b>	<b>42 dBA 44 dBA 40 dBA</b>	<b>42 dBA 44 dBA 40 dBA</b>	<b>≤ 38 dBA</b>	<b>≤ 45 dBA</b>	<b>≤ 47 dBA</b>
<b>Minimum Width</b>	<b>23"</b>	<b>30"</b>	<b>27"</b>	<b>27"</b>	<b>37"</b>	<b>36"</b>	<b>36"</b>
<b>Power Type</b>	<b>24V DC</b>	<b>12V DC</b>	<b>120V AC / 60Hz</b>	<b>120V AC / 60Hz</b>	<b>24V DC</b>	<b>120V AC / 60Hz</b>	<b>120V AC / 60Hz</b>
<b>Roller Shades</b>	✓	✓	✓	✓	✓	✓	✓
<b>Interlude</b>	✓	✓	✓	✓			
<b>Illusions</b>	✓	✓					
					✓		
	✓	✓	✓	✓		✓	✓
<b>Control Options</b>	Choose from SDN Control Options	Choose from RTS Control Options	Choose from RTS Control Options	Choose from Hardwired Control Options	Choose from RTS Control Options	Choose from RTS Control Options	Choose from RTS Control Options
<b>Included</b>	9.8" power and data cable with attached Quick Connect	Antenna and 7.5" power cable with attached plug	Fast Connector with 8.4' bare wire	Fast Connector with 8.4' bare wire	Antenna and 10" power cable with attached Quick Connect	9.8' bare wire	9.8' bare wire
<b>Power Options</b>	DC Plug In RS485 Power Panel Group 11	Battery Group 7	AC Plug In Group 7	AC Plug In Group 9	DC Plug In DC Power Panel Group 6	AC Plug In Group 8	AC Plug In Group 8



# Motorization & Automation

## Power Option Groups



	Sonesse Ultra 50 DC RS485 (SDN) 	Sonesse Ultra 50 RTS 	Sonesse 50 WT (non RTS) 		Sonesse Ultra 50 RA-WT 	Sonesse 50 RS485 (SDN) 	Sonesse Ultra 50 RS485 (SDN) 
<b>Order Code</b>	Square Head <b>SU504DC485</b>	Star Head <b>SUSH506RTS</b>  Round Head <b>SURH506RTS</b>	Star Head <b>SSH506WT</b>  Round Head <b>SRH506WT</b>	Star Head <b>SSH510WT</b>  Round Head <b>SRH510WT</b>	Star Head <b>SUSH506WT</b>  Round Head <b>SURH506WT</b>	Star Head – 6Nm <b>SSH506485</b>  Star Head – 10Nm <b>SSH510485</b>	Star Head <b>SUSH506485</b>
<b>Torque</b>	4Nm	6Nm	6Nm	10Nm	6Nm	6Nm 10Nm	6Nm
<b>Noise Level</b>	≤ 38 dBA	≤ 38 dBA	≤ 45 dBA	≤ 47 dBA	≤ 38 dBA	≤ 45 dBA ≤ 47 dBA	≤ 38 dBA
<b>Minimum Width</b>	37"	39"	32"	36"	39"	32" 33"	39"
<b>Power Type</b>	24V DC	120V AC / 60Hz	120V AC / 60Hz	120V AC / 60Hz	120V AC / 60Hz	120V AC / 60Hz	120V AC / 60Hz
<b>Roller Shades</b>	✓	✓	✓	✓	✓	✓	✓
<b>Interlude</b>							
<b>Illusions</b>							
	✓						
		✓	✓	✓	✓	✓	✓
<b>Control Options</b>	Choose from SDN Control Options	Choose from RTS Control Options	Choose from Hardwired Control Options	Choose from Hardwired Control Options	Choose from Hardwired Control Options	Choose from SDN Control Options	Choose from SDN Control Options
<b>Included</b>	10" data and power cable with attached Quick Connect	9.8' bare wire	9.8' bare wire	9.8' bare wire	9.8' bare wire	9.8' bare wire, data cable sold separately	9.8' bare wire, data cable sold separately
<b>Power Options</b>	DC Plug In RS485 Power Panel Group 11	AC Plug In Group 8	AC Plug In Group 10	AC Plug In Group 10	AC Plug In Group 10	AC Plug In Group 8	AC Plug In Group 8





# Motorization & Automation

## Power Option Groups

### Power Options Group 1: Stealth Wand Motor

Power Sources (required, select one)	Order Code	# of Motors per Power Source	
	24" Stealth Wand Controller	SW24	1
	36" Stealth Wand Controller	SW35	1
	59" Stealth Wand Controller	SW59	1
	5V USB type C Cable and USB Wall Plug Recharger (output 5V 2A) 9.8ft, White	USBC	Recharger

### Power Options Group 2: Stealth Rechargeable Motor



Power Sources (required, select one)	Order Code	# of Motors per Power Source	
	5V USB type C Cable and USB Wall Plug Recharger (output 5V 2A) 9.8ft, White	USBC	Recharger
	Stealth USB C Solar Panel Battery Recharger 6.4V/4.2W 12 in. USB C Cord Length, White	SSPC	1 Motor






# Motorization & Automation

## Power Option Groups

### Power Options Group 3: Stealth Flex Motors: Direct Power

Power Sources (required, select one)		Order Code	# of Motors per Power Source
	12V/3A Wall Plug Power Adapter	SFPA	1 Motor
	5 Motor Power Kit 1 x 5 Motor/Control Distribution Panel 1 x 12V DC 8.5 Amp Power Supply 1 x 10 in. x 10 in. x 4.25 in. Enclosure 1 x 6 ft. 110V cable	SGP5	5 Motors
	10 Motor Power Kit 1 x 10 Motor/Control Distribution Panel 1 x 12V DC 12.5 Amp Power Supply 1 x 10 in. x 10 in. x 4.25 in. Enclosure 1 x 6 ft. 110V cable	SGP10	10 Motors
	15 Motor Power Kit 1 x 10 Motor/Control Distribution Panel 1 x 5 Motor/Control Distribution Panel 1 x 12V DC 8.5 Amp Power Supply 1 x 10 in. x 10 in. x 4.25 in. Enclosure 1 x 6 ft. 110V cable	SGP15	15 Motors
	20 Motor Power Kit 2 x 10 Motor/Control Distribution Panel 1 x 12V DC 12.5 Amp Power Supply 1 x 10 in. x 10 in. x 4.25 in. Enclosure 1 x 6 ft. 110V cable	SGP20	20 Motors





### Stealth Flex Motors: Battery Power

Power Sources (required, select one)		Order Code	# of Motors per Power Source
	External 12V Battery Pack	SFEB	1 Motor
	5V USB type C Cable and USB Wall Plug Recharger (output 5V 2A) 9.8ft, White	USBC	Recharger
	Stealth USB C Solar Panel Battery Recharger 6.4V/4.2W 12 in. USB C Cord Length, White	SSPC	1 Motor





## Motorization & Automation Power Option Groups

### Power Options Group 4: Roll Up 28 WireFree™ RTS

Power Sources (required, select one)	Order Code	# of Motors per Power Source
 <p>External Li-ion Battery Pack (Li-ion Plug-in Charger Required)</p>	WF10	1 Motor
 <p>(Li-ion) Plug-in Charger  (compatible with Sonesse Ultra 30 Wirefree RTS (Li-ion), Sonesse 40 Wirefree RTS (Li-ion), and Roll Up 28 WireFree™ RTS)</p>	WF11	Recharger
 <p>Solar Recharge Kit: Includes: Solar panel, mounting brackets, battery clips, glass mount adhesive, and the external Li-ion battery pack</p>	SPK	1 Motor
 <p>12V DC Plug-in Transformer (no battery required)</p>	WFT	1 Motor

### Power Options Group 5: Sonesse Ultra 30 Wirefree RTS (Li-ion) and Sonesse 40 Wirefree RTS (Li-ion)






Power Sources (required, select one)	Order Code	# of Motors per Power Source
 <p>(Li-ion) Plug-in Charger  (compatible with Sonesse Ultra 30 Wirefree RTS (Li-ion), Sonesse 40 Wirefree RTS (Li-ion), and Roll Up 28 WireFree™ RTS)</p>	WF11	Recharger
 <p>Wirefree RTS (Li-ion) Charger Extension Cable, 94.5"</p>	WFE94	N/A






# Motorization & Automation

## Power Option Groups

### Power Options Group 6: Sonesse 30 RTS and Sonesse Ultra 50 DC RTS


Power Sources (required, select one)	Order Code	# of Motors per Power Source
 <p>24V DC 1.66A Wall Mount Plug-in Transformer 5 ft. cable – (2 Conductor, 20 Gauge)</p>	DCW	1 Motor
 <p>5 Motor – Power/Control Distribution Enclosure Kit</p> <p>1 – 5 Motor/Control Distribution Panel 1 – 24V DC 10 Amp Power Supply 1 – 12 in. x 12 in. x 6.25 in. Enclosure</p>	PCD5	5 Motors
 <p>10 Motor – Power/Control Distribution Enclosure Kit</p> <p>1 – 10 Motor/Control Distribution Panel 1 – 24V DC 20 Amp Power Supply 1 – 18 in. x 18 in. x 6.25 in. Enclosure</p>	PCD10	10 Motors
 <p>15 Motor – Power/Control Distribution Enclosure Kit</p> <p>1 – 5 Motor/Control Distribution Panel 1 – 10 Motor/Control Distribution Panel 1 – 24V DC 10 Amp Power Supply 1 – 24V DC 20 Amp Power Supply 1 – 18 in. x 18 in. x 6.25 in. Enclosure</p>	PCD15	15 Motors
 <p>20 Motor – Power/Control Distribution Enclosure Kit</p> <p>2 – 10 Motor/Control Distribution Panel 2 – 24V DC 20 Amp Power Supply 1 – 18 in. x 18 in. x 6.25 in. Enclosure</p>	PCD20	20 Motors


### Power Options Group 7: Sonesse 40 RTS

Power Sources (required, select one)	Order Code	# of Motors per Power Source
<p>Note: Use the Special Instructions Section of the order form to specify the Plug-In Cables.</p>  <p>Sonesse 40 RTS Motors come with an attached 1.6ft 3 conductor cable with a female Fast Connector (shown), and a male Fast Connector with 8.4ft of 3 conductor cable for direct AC wiring.</p> <p>For plug-in power instead of wiring, select a NEMA Plug option below.</p>	–	1 Motor
 <p>Fast Connector Extension Cable 3C SJWT with NEMA Plug – 1.4 FT</p>	FC3N1.4	1 Motor
<p>Fast Connector Extension Cable 3C SJWT with NEMA Plug – 4.4 FT</p>	FC3N4.4	1 Motor
<p>Fast Connector Extension Cable 3C SJWT with NEMA Plug – 8.4 FT</p>	FC3N8.4	1 Motor
<p>Fast Connector Extension Cable 3C SJWT with NEMA Plug – 10.4 FT</p>	FC3N10.4	1 Motor
<p>Fast Connector Extension Cable 3C SJWT with NEMA Plug – 18 FT</p>	FC3N18	1 Motor
<p>Fast Connector Extension Cable 3C SJWT with NEMA Plug – 24 FT</p>	FC3N24	1 Motor
 <p>Panel Mount (3 Conductor) Female Fast Connector For direct connection to J-Box</p>	FC3PM	N/A




## Power Options Group 8: Sonesse 50 RTS, Sonesse Ultra 50 RTS, Sonesse 50 RS485 (SDN), Sonesse Ultra 50 RS485 (SDN)

<b>Power Sources (required, select one)</b> Note: Use the Special Instructions Section of the order form to specify the Plug-In Cables.		<b>Order Code</b>	<b># of Motors per Power Source</b>
	1 1/2' Plug-In Cable	AC1.5	1 Motor
	6' Plug-In Cable	AC6	1 Motor
	10' Plug-In Cable	AC10	1 Motor
	18' Plug-In Cable	AC18	1 Motor
	24' Plug-In Cable	AC24	1 Motor
	10' Motor Cable	AC3B10	1 Motor
	24' Motor Cable	AC3B24	1 Motor
	3 Conductor Motor Cable	ACC3	N/A

<b>Additional Option</b>	<b>Order Code</b>	<b># of Motors per Power Source</b>
 <p>Quick Connect Male and Female End (Recommended)</p>	QDISM	1 Motor


## Power Options Group 9: Sonesse 40 WT

<b>Power Sources (required, select one)</b> Note: Use the Special Instructions Section of the order form to specify the Plug-In Cables.		<b>Order Code</b>	<b># of Motors per Power Source</b>
	8.4' Plug-In Cable	FC4B8.4	1 Motor
	16.4' Plug-In Cable	FC4B16.4	1 Motor
	22.4' Plug-In Cable	FC4B22.4	1 Motor
	Fast Connector Extension Cable 4C SJTW – 4.4 FT	FC4B4.4	1 Motor

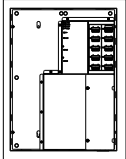


## Power Options Group 10: Sonesse 50 RA WT, Sonesse 50 WT

<b>Power Sources (optional)</b> Note: Use the Special Instructions Section of the order form to specify the Plug-In Cables.	<b>Order Code</b>	<b># of Motors per Power Source</b>
10' 4 Conductor Motor Cable	AC4B10	1 Motor
24' 4 Conductor Motor Cable	AC4B24	1 Motor
4 Conductor Motor Cable (per foot)	ACC4	N/A

<b>Additional Option</b>	<b>Order Code</b>	<b># of Motors per Power Source</b>
 <p>Quick Connect Male and Female End (Recommended)</p>	QDISM	1 Motor

## Power Options Group 11: Sonesse 30 RS485 (SDN), Sonesse Ultra 50 DC RS485 (SDN)

<b>Power Sources (required, select one)</b> Note: Use the Special Instructions Section of the order form to specify the Plug-In Cables.	<b>Order Code</b>	<b># of Motors per Power Source</b>
 <p>SDN Power Panel</p>	SNDPP	10
24V Bus Power Supply (DC)	AMIP5	N/A