



ROLLER SHADE SYSTEMS

Square Cassette: Chain Operated

Features & Benefits

All Dimensions Are In Inches [mm]

LIGHT GAPS (APPROXIMATE)

$\frac{9}{16} \pm \frac{1}{8}$ [14 ± 3] $\frac{3}{4} \pm \frac{1}{8}$ [20 ± 3]

CASSETTE AND COVER COLOURS:

WHITE GREY LINEN BLACK

MINIMUM SHADE WIDTH = 6 [152.4]
MAX ROLL UP DIAMETER (RUD) = 2 13/16 [71]

FEATURES	BENEFITS
Flexible Brackets	Snap on mounting brackets, coated in zinc can be ceiling or wall mounted.
Fabric Wrap Option	Front of cassette can be wrapped with fabric to match the roller shade.
Colour Matching Bracket Covers	Provides a finished look for outside wall mounted applications (colours match bottom bar end caps).
Fully Assembled System	Completely assembled unit conceals the roller shade from the interior and exterior space.
Smooth and Quiet Operation	Clutches are made from UV stabilised, glass-filled nylon and contain 4 small square profiled springs. The result is a strong clutch that operates smoothly with minimal effort.
SB Lift Assist Mechanism (SB LAM) Compatible	SB LAM reduces the pull force required to lift heavy shades when attached to the clutch.
Zero Gravity Compatible	Shade is raised and lowered manually to the desired position with minimal effort. (No clutch and chain required).
NEO Chainless Compatible	Can easily be retracted by a slight pull of the bottom bar or blind pull. The spring end helps to retract the shade while the speed reducer slows the shade down as it approaches the upper limit.
Multi Banded (Single Control) Options	SB Multi Band Straight: Allows a group shades to be linked together and driven by a single clutch or motor. Each link can be adjusted to align and level the bottom bars together. All brackets can be covered by a single cassette.
Multi in 1 (Separate Control) Options	SB Multi in 1: Allows a group of chain operated, motorized and zero gravity shades to be driven individually under a single cassette.
Automation Options	Allows for motorized controls with wireless remotes, switches or other smart devices.



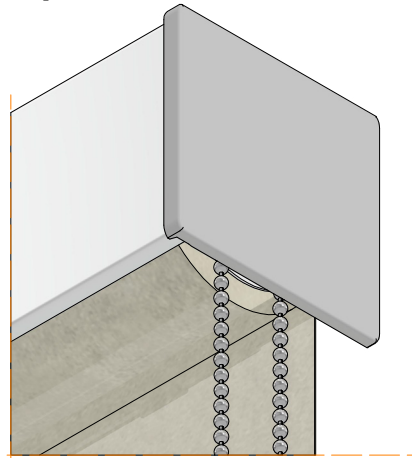
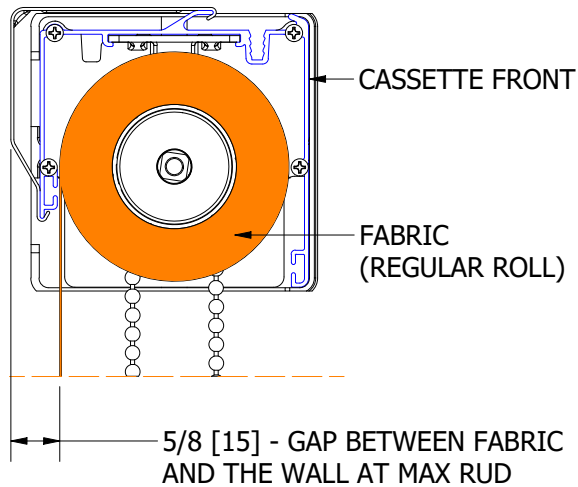
ROLLER SHADE SYSTEMS

Square Cassette: Chain Operated

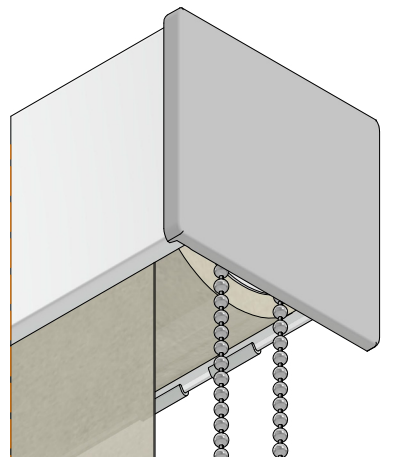
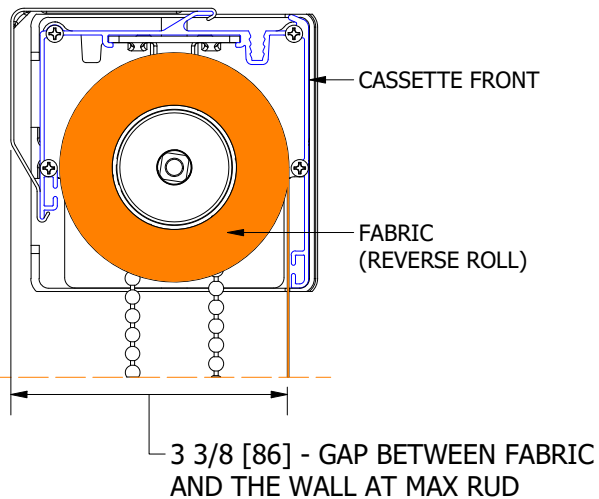
Configurations

All Dimensions Are In Inches [mm]

OPTION [1] (Regular Roll)



OPTION [2] (Reverse Roll)





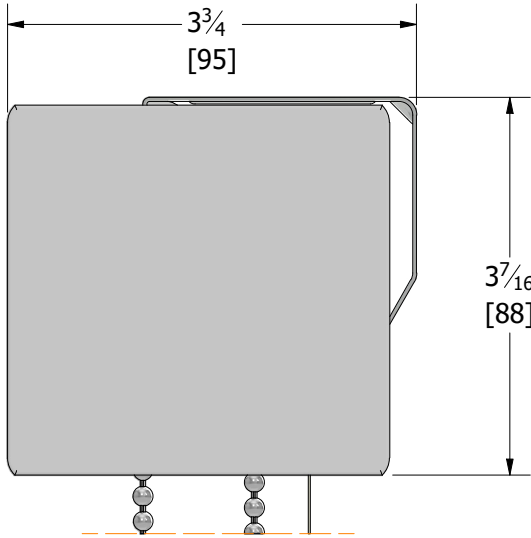
ROLLER SHADE SYSTEMS

Square Cassette: Chain Operated

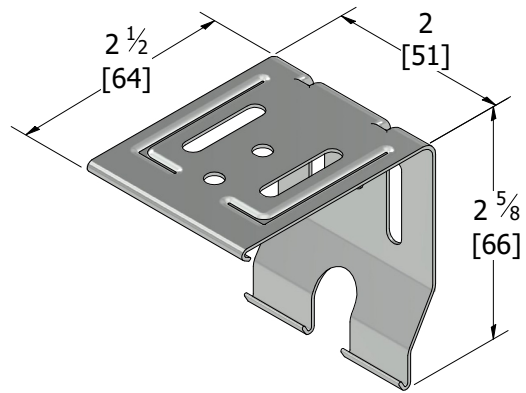
Measurements & Sizes

All Dimensions Are In Inches [mm]

SIDE PROFILE



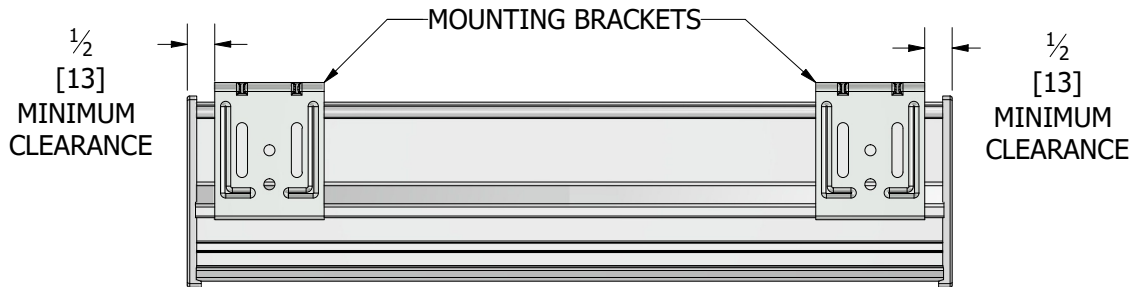
ISOMETRIC VIEW
(Bracket Size)



TOP VIEW
(Bracket Spacing)

Brackets Required By Width

Shade Width	<60"	60"-96"	96"-120"	120"-148"	>148"
# of Brackets	2	3	4	5	6



NOTE:

Mounting bracket can be installed anywhere along the top of the cassette, except for minimum clearance area shown. Each Mounting Bracket Requires a minimum of **2 screws** for **ceiling** or **wall** mounts.

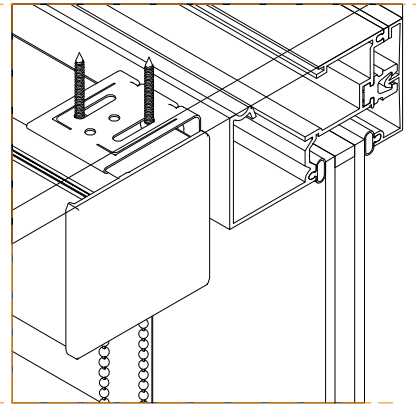
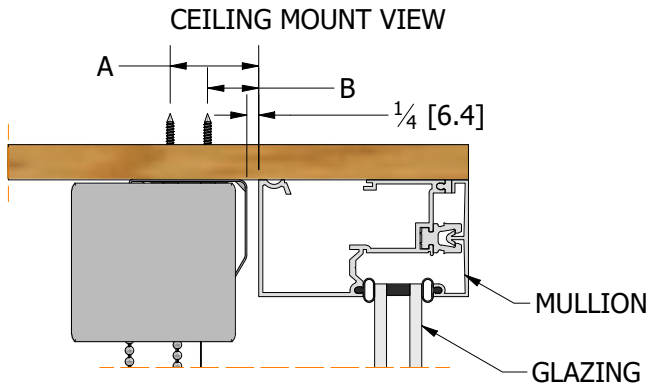


ROLLER SHADE SYSTEMS

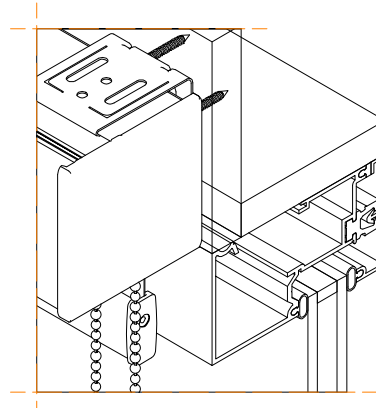
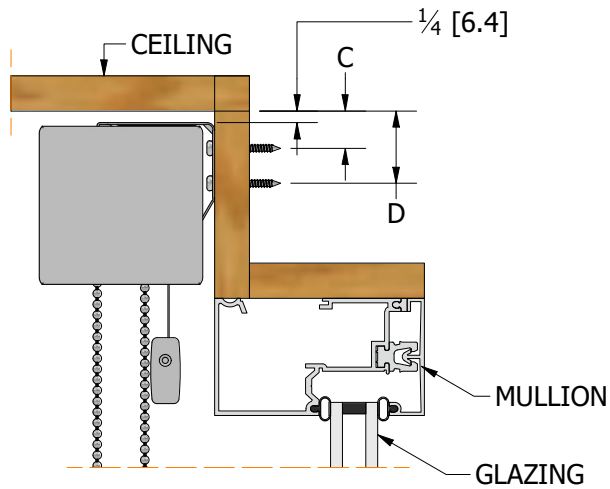
Square Cassette: Chain Operated

Mounting Details

All Dimensions Are In Inches [mm]



WALL MOUNT VIEW



- A = MEASUREMENT FROM WALL FACE TO FURTHEST SCREW
- B = MEASUREMENT FROM CEILING FACE TO NEAREST SCREW
- C = MEASUREMENT FROM CEILING FACE TO FURTHEST SCREW

Mounting Brackets Considered

System Type	A	B	C	D
Square Cassette	1 7/8 [48]	1 1/8 [28]	13/16 [20]	1 9/16 [39]