

visionTM Roller Shade Systems

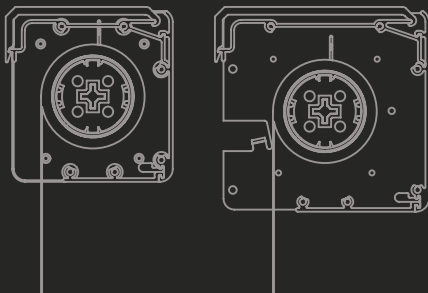
- **VISIONTM** is delivered as a completely assembled unit. The shade is balanced and tested during manufacturing to ensure ideal performance after installation.
- Modular design allows for flexible valance configurations.
- A unique floating system allows the shade to be leveled after installation to compensate for uneven mounting conditions.
- Minimal and symmetrical light gap offers greater solar control and a balanced aesthetic appearance.
- **VISIONTM** meets the following LEED point criteria:
 - MR Credit: 4.1/4.2 recycled content
 - MR Credit: 5.1/5.2 regional materials
 - EQ Credit: 8.1/8.2 daylight and views



Manufactured in Canada to support local business and decrease carbon footprint.

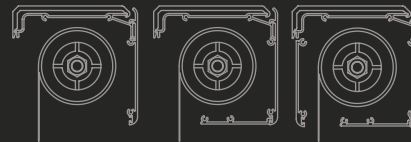
MULTIPLE SIZING OPTIONS FOR BOTH MANUAL AND MOTORIZED

V84 (84mm) **V102** (102mm)

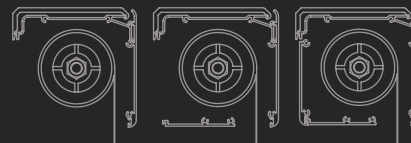


MODULAR DESIGN FOR BOTH V84 and V102

REGULAR ROLL



REVERSE ROLL



Sun Glow Window Covering Products of Canada Ltd.

50 Hollinger Road, Toronto, Ontario M4B 3G5

1 (800) 668-1728 • (416) 266-3501

www.mysunglow.com





visionTM Roller Shade Systems

Sun Glow consults architects, specifiers and general contractors in the selection of control types and motor options. We work closely with integration specialists to ensure optimal connectivity between control points and our systems.


MANUAL FEATURES

- Built in lift assist mechanism reduces required pull force for finger tip control even on large shades.
- Clutch & spring combination provides a smooth and effortless operation, relieves stress on the chain and sprocket, eliminating chain breakage.
- Counter balanced system allows the shade to be drawn by the bottom bar without damaging the clutch.
- Self lubricating Delrin material reduces friction and extends lifetime of all moveable components.
- Hardened coil spring optimizes tensile strength and torque power to maintain product quality over time.
- Chainless control is optional with Sun Glow's NEOTM Chainless Operating System. This system is also used in the NEOTM Safety Shade. No part of this shade can be removed making it ideal for institutional and health care applications.


MOTORIZATION & CONTROL FEATURES

- Power Options include both low voltage (DC) and line voltage (110V).
- Our motors can integrate into robust third party controls, multi-media systems, and complex building management systems (BMS).
- Shades can be controlled with simple stand alone shade controls using radio controls, or wired technology.
- **vision**TM products are compatible with Sun Glow's line of side and bottom channels.
- Many advanced features such as sun tracking systems, security, and timers are optional. These features further enhance the day lighting and HVAC energy saving properties of our shades.

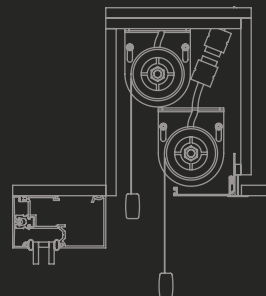
MANUAL OPERATION



VISIONTM LIFT ASSIST MECHANISM (LAM)



RECESSED POCKETS & HANGER ENCLOSURES



- Manual and motorized shades integrate into this architectural element.
- Single and dual shade applications are hidden providing clean visual lines.
- The hanger enclosure further enhances visual appeal while maintaining accessibility.

