



Panel Track

Specifications and Configurations

3 Channel Track




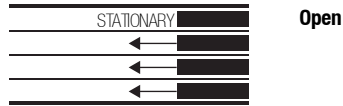
3 Panels - One Way (Open Right Shown)



4 Channel Track




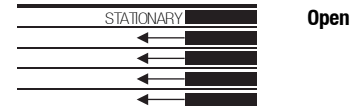
4 Panels - One Way (Open Right Shown)



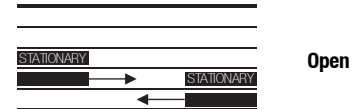
5 Channel Track




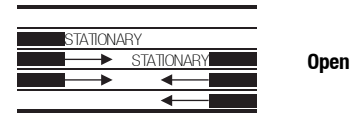
5 Panels - One Way (Open Right Shown)




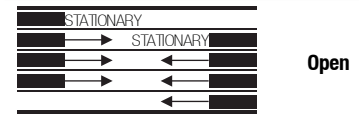
4 Panels - Center Split using 5 channel track



6 Panels - Center Split using 5 channel track



8 Panels - Center Split using 5 channel track



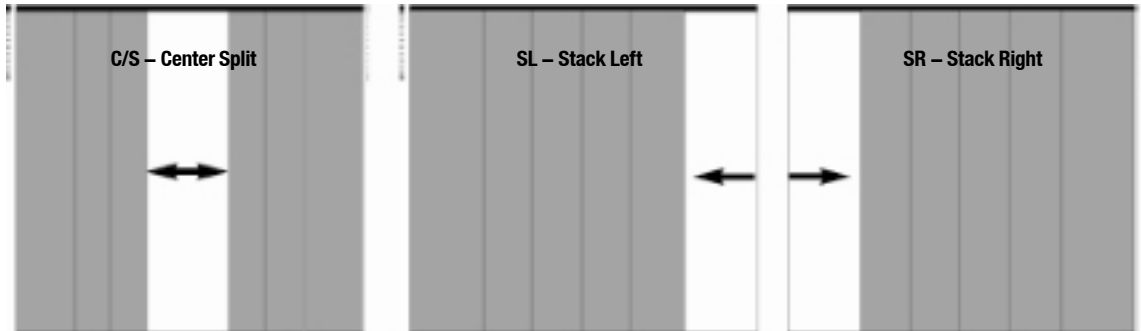
Note: Please contact our technical department for areas requiring more than 8 panels, or other special configurations not shown here



Panel Track

Specifications and Configurations

Control and Opening Location



Note: 5 Channel Track is required for all centre split applications.

Panel Sizing

Panel Width Calculation

Panels overlap by approximately 2". The minimum panel width is 16" and the maximum panel width is 48". To determine the approximate width of each panel, divide the total width of the panel track system by the number of panels and add the following:

1" for 3 panels	1 1/2" for 6 panels
1 1/4" for 4 panels	1 5/8" for 8 panels
1 3/8" for 5 panels	

Panel Height Calculation

Sun Glow will deduct 1/2" from the height of the panel track when "tight" measurement is specified on the order form. No deductions are taken on "finished" measurements. When using "finished" measurements, Sun Glow recommends a height deduction of a minimum of 1/2" in order to accommodate uneven floors and ceilings.

Option: Decorative No Sew Bar



No Sew Bar \$5/ft. (no minimum order quantity). Order Code: RM
Pricing: \$5/ft. (rounded up to closest foot) x # of panels x # of rows of No Sew Bar.

Panel Track Pricing Notes

- All Panel Tracks include track, fabric panels, side or centre split, manual control (cord with cord weight or wand), mounting brackets, and choice of bottom bar.
- Please refer to the "Panel Width Calculation" above to determine the approximate width of the panels.
- Prices are for shade only. Applicable motor options and controls must be added to these prices.



Panel Track Mounting Details

Ceiling Mount

	Locked in the Back (Fig. 1)			Locked in the Front (Fig. 2)		
	A	B	C	D	E	F
3 Channel	2 1/32" 52mm	2 3/8" 60mm	11/16" 18mm	2 1/32" 52mm	1 1/4" 32mm	11/16" 18mm
4 Channel	2 3/4" 70mm	2 3/8" 60mm	11/16" 18mm	2 3/4" 70mm	2" 51mm	11/16" 18mm
5 Channel	3 1/2" 87mm	2 3/8" 60mm	11/16" 18mm	3 1/2" 89mm	2 5/8" 67mm	11/16" 18mm

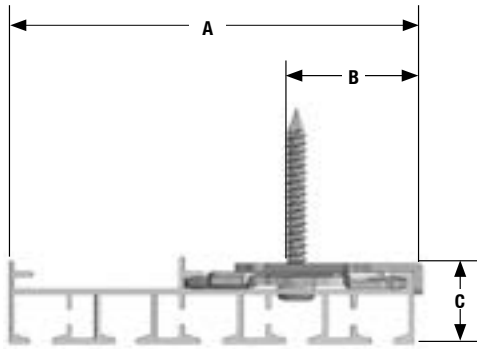


Figure 1

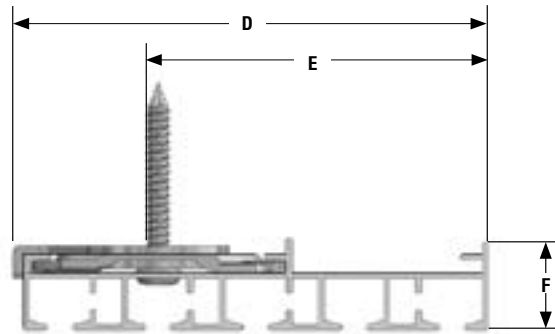


Figure 2

Wall Mount

	Locked in the Back (Fig. 3)				Locked in the Front (Fig. 4)			
	G	H	I	J	K	L	M	N
3 Channel	2 11/16" 68mm	1 5/8" 41mm	1 13/16" 46mm	3/4" 19mm	3 5/8" 92mm	2" 51mm	2 3/8" 60mm	1.5" 38mm
4 Channel	3 7/16" 87mm	1 5/8" 41mm	1 13/16" 46mm	3/4" 19mm	3 1/2" 89mm	2" 51mm	2 3/8" 60mm	3/4" 19mm
5 Channel	4 1/8" 105mm	1 5/8" 41mm	1 13/16" 46mm	3/4" 19mm	4 1/2" 114mm	2" 51mm	2 3/8" 60mm	1 1/16" 27mm

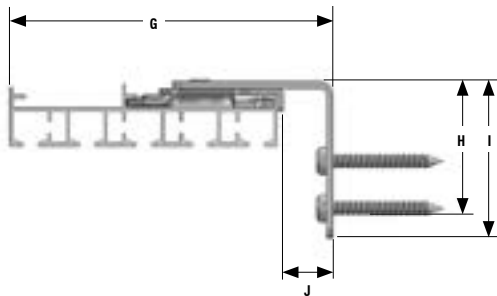


Figure 3

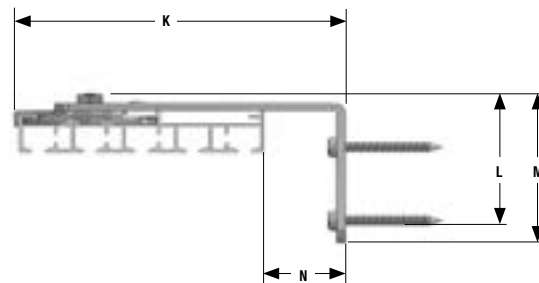


Figure 4